



General Description

FloWatch is a sprinkler system fault signal and alarm device signal monitoring system designed to meet the requirements of BS9251:2021. It is suitable for single or multiple occupancy dwelling to monitor correct signalling of flow switches, pump faults, isolation valves, trace heating and cold water storage tank levels installed as part of a fire sprinkler system.

FloWatch will continuously supervise the main function of the system and raise a supervisory alarm to allow corrective measures. Failure to supervise the system components will impair the correct automatic operation of the system in the event of a fire.

System Operation

Each system will consist of one master panel with the capability to add up to 16 expansion modules for additional monitored devices (inputs)

FloWatch operates in two formats;

Offline Mode

- Display/identify the relevant system faults/alarms and the associated input device name/location on the LCD
- The relevant LED will illuminate in the event of any fault (amber LED) or alarm (Activation of device - red LED)
- Sound in the event of any fault or alarm activation

Online Remote Service (Subscription required)

In addition to the Offline operation, the online remote service enables the user to:

- Remotely view the system state and setup via web browser
- Receive email alerts of any faults and alarm activations
- Receive text message alerts of any faults and alarm activations

Note: FloWatch provide 12 Months Free subscription with all systems.

FloWatch Monitored Devices (Inputs)

The FloWatch system monitors the following:

- Flow switches for sprinkler activation
- Correct position of monitored isolation valves
- Water level switches in storage tanks (fixed input)
- Pump Fault - output signal from pump, pump control or booster set (fixed input)
- Pump Running - output signal from pump, pump control or booster set
- Trace heating faults
- Supervisory faults (Short & Open circuits)

In total the FloWatch system is capable of monitoring 2 fixed inputs plus 132 'configured input' devices

FloWatch Master Panel



Master Panel

- Monitor 2 Fixed Inputs (Pump Fault, Tank Low Level)
- Monitor up to 4 'configured inputs' (Flow Switches, Isolation Valves, Pump running, Heating system)
- Local audible alarm (internal sounder)
- Visual identification (LCD screen message and LEDs)
- Expandable - accommodates both 4 way and 8 way expansion modules
- Battery back-up (battery not supplied)
- Built-in GSM Sim for online remote service

FloWatch Expansion Modules



Expansion Modules

- 4 way expansion unit allows connection of 4 'configured inputs'
- 8 way expansion unit allows connection of 8 'configured inputs'
- 8 way expansion units have built in temperature sensors to identify the temperature of the area of installation
- No power required to expansion unit - powered via master panel wiring
- Visual identification (LEDs of relevant input)
- Addressable - all expansion modules and associated inputs are individually identified

Note: If an input connected to the expansion modules is in alarm or fault state, the master panel will display the alarm/fault on the LCD screen, emit the sounder and activate the relevant LED.



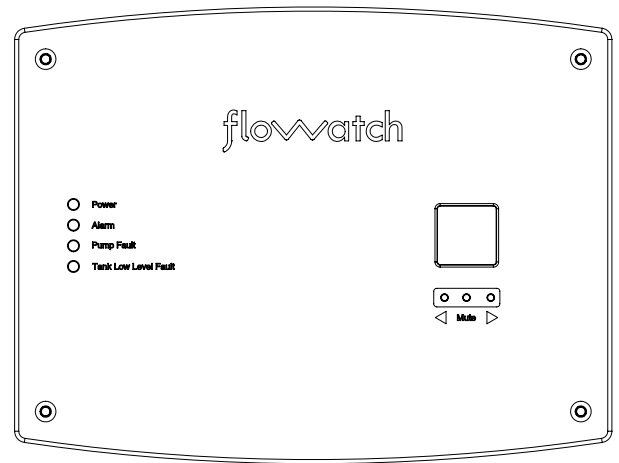
Input Device Table

Monitored Device	Input Type	LED
Tank Low Level	Fixed Input*	Tank Low Level Fault
Pump Fault	Fixed Input*	Pump Fault
Flow Switch	Configured Input**	Alarm
Isolation Valve	Configured Input**	Alarm
Pump Running	Configured Input**	Alarm
Heating System	Configured Input**	Alarm

*Can be connected to Master Panel only

**Can be connected to Master Panel and/or Expansion Unit

The FloWatch system will monitor the supervisory circuit of all input devices through installation of resistors



Outputs

FloWatch Master panel provides two, volt free outputs for optional integration into alternative alarm panel, BMS or for correct activation of priority demand valve.

- Fire Al - Operated when any flow switch is in alarm state
- BMS
 - 'TANK LOW ONLY' - Operated when the tank low level input is in alarm state (typically used in a system utilising a priority demand valve)
 - 'All' - Operated when any monitored device is in short circuit, open circuit and alarm state (typically used when connecting to a BMS)

Material specification

ABS - UL94 Listed, grade V.0 (Flammability)

Installation

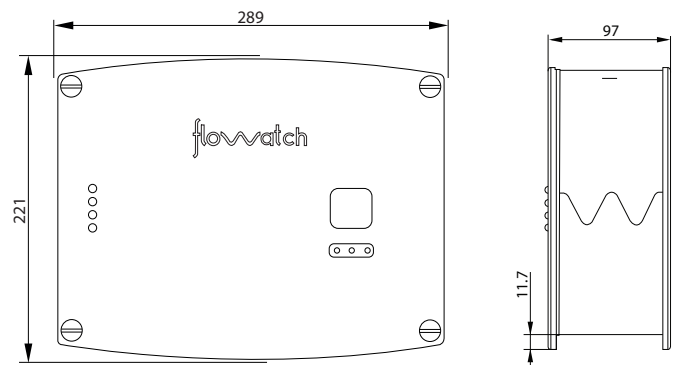
Power supply to the FloWatch Monitoring System must be Installed in accordance with the latest edition of BS5839 by a competent person.

Refer to FloWatch Installation, Operation and Maintenance manual for more information

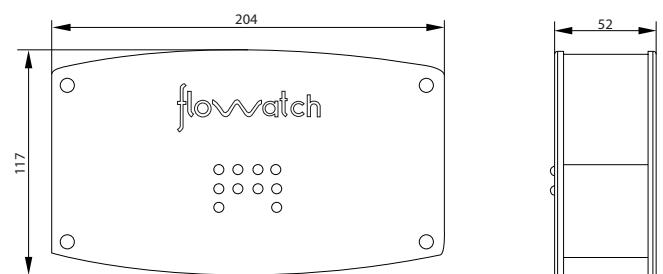
Ordering Codes

Part No.	Description
RDFWM9251	FloWatch Master Panel
RDFWEM4	FloWatch 4 Way Expansion Module
RDFWEM8	FloWatch 8 Way Expansion Module

FloWatch Master Panel Dimensions



FloWatch Expansion Modules Dimensions

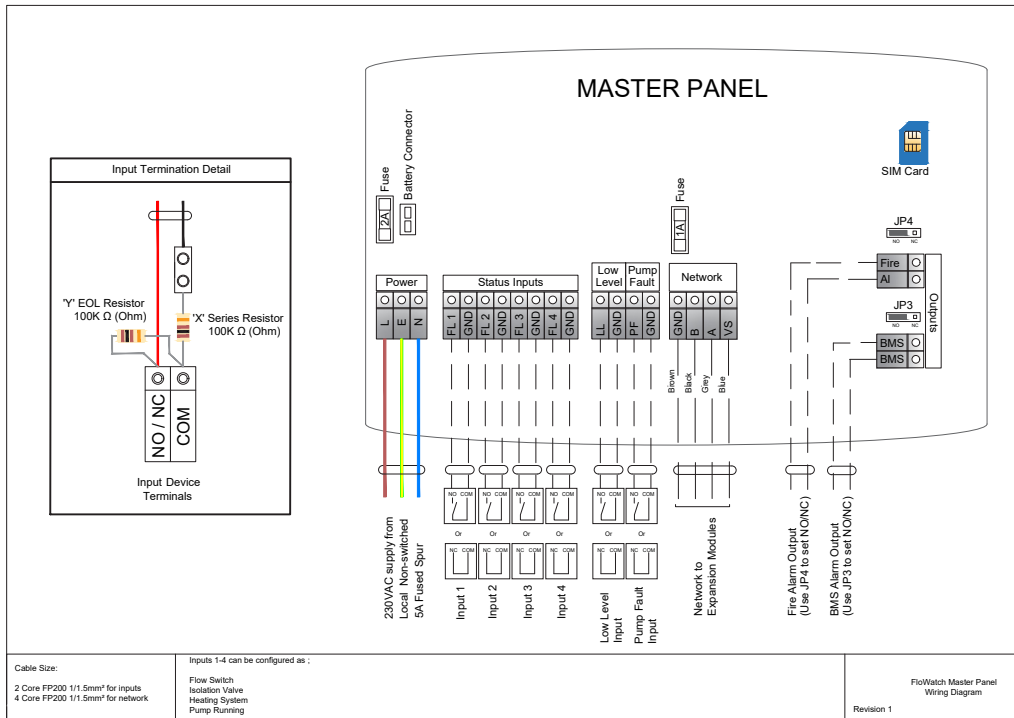




Monitoring System

FloWatch

Wiring Details for Master Unit



Wiring Details for Expansion Unit

